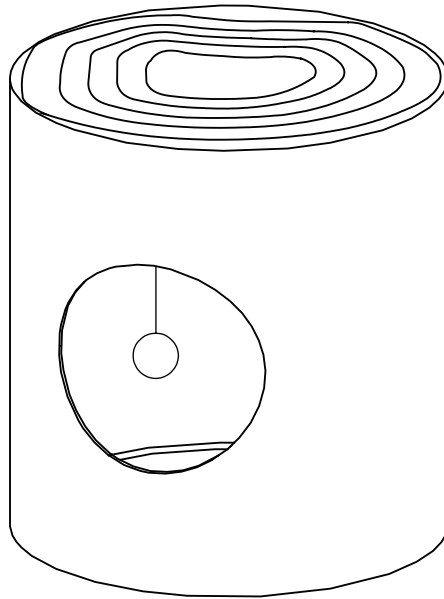




Pathosio Pets

Cat stool

Assembly Manual




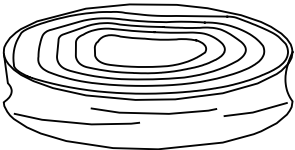
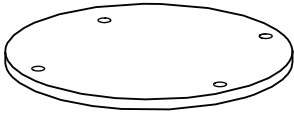
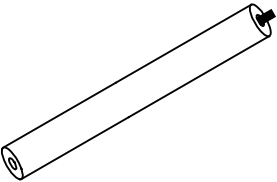
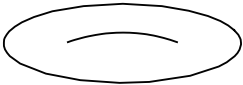


For any customer feedback, questions, or problems,
scan the QR code to open a ticket on our website:




PARTS LIST

Please read through each step carefully and follow the proper order .
Please always place the product on a flat , steady and stable surface .

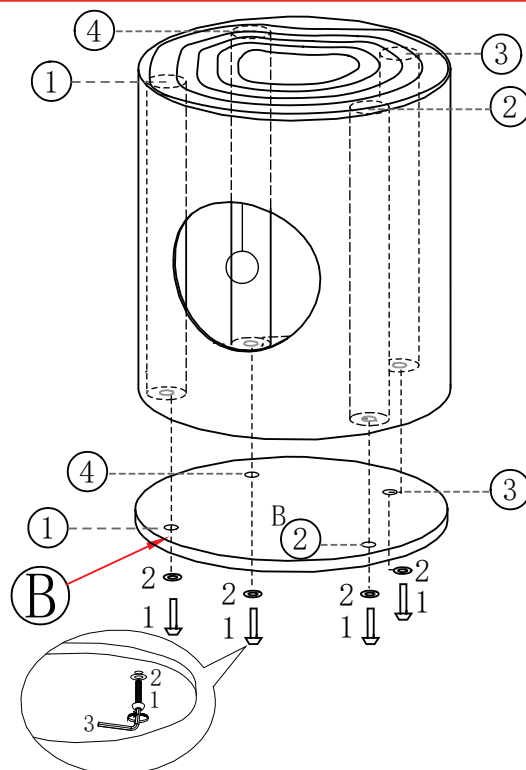
P1	 8×40mm	4pcs+1spare	P2	 30mm	4pcs+1spare
P3	 5mm	1pc			
					
Ⓐ *1			Ⓑ *1		
					
Ⓒ *4			Ⓓ *1		

ASSEMBLY INSTRUCTIONS



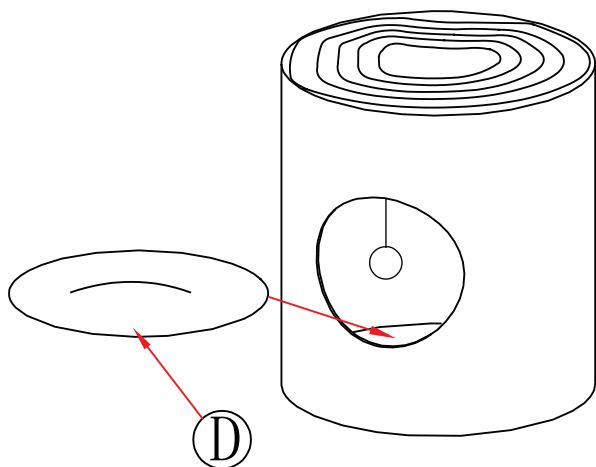
Install post C to top board A.

STEP1



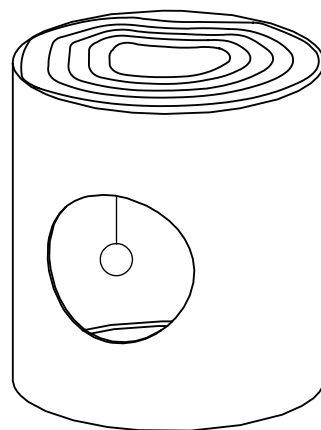
Pay special attention to the corresponding No. 1, 2, 3, and 4 on bottom plate and top plate during assembly to avoid any issues..

STEP2



Put the cushion D inside.

STEP3



STEP4